

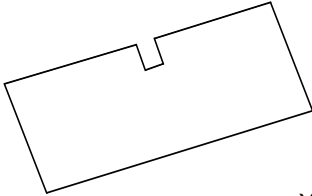
4291120

## Almelo Shelf-Wall Shelf

**HOUSE  
NORDIC**

### Parts List

A



X3

B



X1

C



X2

D



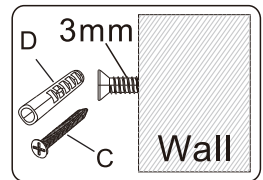
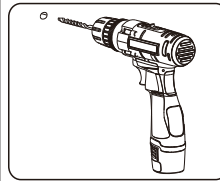
X2

### Instruction

- 1** Measure the distance between two gourd holes and prepare for drilling.



- 2** Drill holes to wall according to drilling distances, install wall anchors and screws provided into holes.  
(Saving 3mm of screw sticking out for hanging.)



- 3** Hang on the wooden pillar.



- 4** Install three wooden layers one after the other.

**Maximum weight capacity is 4kg per shelf.**

